

OXFORD

MOUSE and Me!

3

Student Book



Written by Mary Channington and Charlotte Coviell



1

2

3

4

5

6

Unit 2 I want to be a dancer

Daisy's new words



arms head body legs feet hands

- Look and stick the body stickers.
- Listen to the parts of the body. Look and say the colours.
- Circle the girls in red and the boys in blue.



Body song

Tune: American marching cadence

*Wave your arms, copy me,
Wave your arms, copy me,
Nod your head, 1 2 3!
Nod your head, 1 2 3!*

*Turn your body round and round,
Turn your body round and round,
Move your legs up and down!
Move your legs up and down!*

*Stamp your feet and shout for fun,
Stamp your feet and shout for fun,
Clap your hands, everyone!
Clap your hands, everyone!*

- Sing the Body song.





Story



One cloudy day, Daisy and Robin are playing with the dressing up box.

'I want to be a **dancer**,' says Daisy.

'I want to be a **dancer**, too,' says Robin.

Daisy puts on her dancer costume.

Robin puts on his dancer costume.

And off they go ...

Daisy and Robin are in the dance show tonight.

Oh, no! Look at their **feet**!

'Where are my shoes?' asks Daisy.

'I don't know,' says Robin. 'Where are *my* shoes?'

Daisy and Robin see some shoes.

'**Look!** Here are some red shoes,' says Daisy.

'Here are some black shoes,' says Robin.

Daisy and Robin put on the shoes.

The shoes are magic!

'Look at my **feet**,' says Daisy. 'They're dancing.'

'My **legs** are moving,' says Robin.

Daisy and Robin dance and dance.

'Look at my **head**,' says Daisy.

'My **body**'s turning round and round,' says Robin.

Daisy and Robin dance and dance.

'Look at my **arms**,' says Daisy.

'My **hands** are clapping,' says Robin.

It's time for the dance show!

Daisy and Robin dance and dance.

They stamp their **feet**. They move their **legs**.

They move their **heads**. They turn their **bodies** round and round.

They move their **arms**. They clap their **hands**.

They are fantastic and everyone claps.

Daisy and Robin dance and dance, but now it's time to go home. They take off the magic shoes.

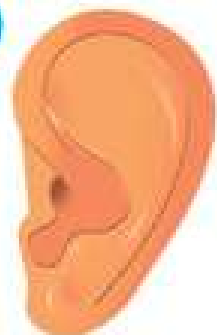
'**Goodbye**, red shoes,' says Daisy.

'**Goodbye**, black shoes,' says Robin.


- Where's Mouse? Find and point.
- Look and ✓ the picture from the story.
- Look and circle 5 more differences in Picture 2.
- Point to and say the differences.



①



②



③



④



⑤




Unit 2

Body smart



hear see smell taste touch

- Point to and say the parts of the body.
- Match the parts of the body to the senses.
- Point to and say the senses.



Five senses song

*I've got five senses,
1 2 3 4 5! (Repeat x2)*

*I can hear with my ears,
I can hear.*

*I can see with my eyes,
I can see.*

*I can smell with my nose,
I can smell.*

*I can taste with my mouth,
I can taste.*

*I can touch with my hands,
I can touch.*

*I've got five senses,
1 2 3 4 5! (Repeat x2)*

- Sing the Five senses song.



Unit 2

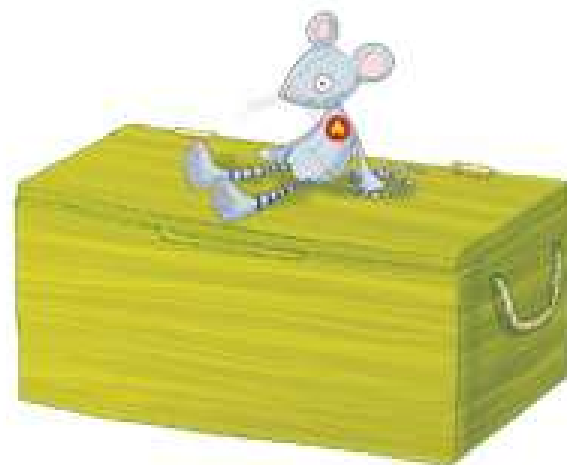
Portfolio




Show what you can do

- Draw yourself dancing.
- Point to and say the parts of the body.
- Point to *touch*. Point to *hear*.
- Show your teacher.

Notes





Unit 2

At nursery school



Can you ...?

stamp your feet nod your head bend your legs

- Point to and say the actions.
- Match the actions and colour the T-shirts.



Dance class song

Can you do the boogie woogie?

Dance, dance, dance!

Can you do the boogie woogie?

Dance, dance, dance!

Stamp, stamp, stamp your feet,

Do the boogie woogie

And stamp your feet!

Nod, nod, nod your head,

Do the boogie woogie

And nod your head!

Bend, bend, bend your legs,

Do the boogie woogie

And bend your legs!

Can you do the boogie woogie?

Dance, dance, dance!

Can you do the boogie woogie?

Dance, dance, dance!

- Sing the Dance class song.